

# Living Gems\* Thrive

APRIL 2024

Family fun  
*Green time, less screen time*

New home, new life  
The Caboolture connection

Join the club  
Amber Country Club  
sneak peek

Twice as nice  
Amber's first two-storey home

[livinggems.com.au](http://livinggems.com.au)

# Message from the CEO

Welcome to the April issue of *Thrive*. In this month's magazine, we focus on health and wellbeing in recognition of World Health Day, taking place on Sunday, 7 April. This special day has been celebrated since 1948 to highlight the importance of health for people of all ages. Here, at Living Gems, our resorts are designed to offer a range of recreational facilities that make enjoying an active and social lifestyle a breeze.

The commercial construction and interior design teams have been busy putting the final touches on the Amber by Living Gems Country Club ahead of the official opening event for residents on Friday, 19 April. In this edition of *Thrive*, we share our first sneak preview of this magnificent new facility (pages 8 to 11) – and we cannot wait for it to be completed and ready for a full reveal!

Last month, the first of our stunning two-storey homes was finished and opened for viewing. The home is one of only five to be built, each boasting three bedrooms and between 230sqm and 233sqm of living space. For more details, see page 3.

On pages 4 to 5, we feature a story about Living Gems Caboolture Riverfront couple, Clive and Inge Gentle, who are enjoying their beautiful premium Final Stage home. They are loving the low-maintenance lifestyle in an area that is close to their hearts. There is only one home remaining in the last stage, so if you're ready for a simply lifechanging move to this friendly, established resort, contact Glenys Lowry today (contact details on page 14).

There are always plenty of fantastic social activities taking place across all our resorts. To see what some of our residents have been getting up to recently, check out our Resort Round-up on page 16.

For homeowners or contract holders who love to capture special moments on camera, don't forget to submit your shots for our monthly photo contest. Our team selects one image every month to feature in *Thrive* and on our Facebook page. Turn to the back page for more information.

With Anzac Day coming up this month, I would like to take the opportunity to acknowledge all the veterans living at our resorts and thank them for their service.



Adrian Puljich

CEO



# First Amber two-storey home open for viewing

Amber by Living Gems' first premium two-storey home is now open for viewing.

The exclusive three-bedroom residence, one of only five on offer, was completed last month and features a generous 231.27sqm of living space.

Amber by Living Gems Sales Manager Tameeka Manson said the new Bowen design display home boasted a designer kitchen and an airy open-plan living area which flowed onto a good-sized alfresco space.

"For buyers who enjoy indoor-outdoor living, the main level is perfect. The kitchen is beautiful and comes with a fully integrated fridge and freezer, high quality energy-efficient appliances, stone benchtop, and plenty of storage," she said.

Also on the main level is a spacious master bedroom, complete with

walk-in wardrobe and double-vanity bathroom, and powder room. The alfresco area is also accessible from the master bedroom.

An elevator and stairs lead to the upper level, where two more bedrooms are located – including one with a walk-in robe, a central bathroom, large living area, and a study nook.

"The Bowen display home boasts quality wood-look floors which add warmth and character to the contemporary interiors, plus ultra-high ceilings," Tameeka said.

The two-storey homes – the Bowen, Stanley, and Archer designs – are priced from \$855,000.

"These homes come with a market-leading range of standard inclusions that mean buying a home at Amber by Living Gems is turn-key. Everything has been considered so that they are move-in ready – there's no need for extras," said Tameeka.

"At Living Gems, we build homes of the highest quality and offer real value for money. On top of that, our communities deliver an unparalleled lifestyle thanks to our terrific facilities which create so many opportunities for staying active and enjoying a vibrant social life."

The residential construction team expects the remaining two-storey

homes to be completed by the end of April.

**To book an appointment to view or for more information, contact our friendly sales team on 1800 317 381.**

## *The Bowen two-storey display home*

- Modern, three-bedroom home
- Master with walk-in robe and double vanity ensuite
- Ultra-high ceilings
- Luxurious, designer kitchen
- Powder room
- Second bedroom with walk-in robe and ensuite
- Contemporary elevators plus stairs
- Study nook
- Lovely alfresco area
- Two-car garage

## *Morning tea and two-storey home viewing*

**Date** Wednesday, 24th April.  
**Time** 10am to 12 noon.  
**RSVP** Tuesday, 23rd April.  
Phone us to register.

# Home and dry

## *New lifestyle means reconnecting with old friends*

Ruby is the traditional gift for a 40th wedding anniversary, but Clive and Inge Gentle are anything but traditional.

The vibrant couple moved into a new home at Living Gems Caboolture Riverfront within days of their milestone anniversary.

“I bought Inge a house. And a pub lunch afterwards, because that’s all I could afford!” said Clive with trademark humour. “No, in truth, we were exhausted from moving in, so a pub lunch was easy.”

Even though the couple left the workforce four years ago – Inge worked in retail while Clive worked for Energex – they say it is only now that they’ve truly retired.

“We used to live in Taigum on Brisbane’s northside and had a beautiful place overlooking the creek,” said Inge. “Two years ago, we were flooded and had to rebuild our home.”

“After that, every time there was a rain event, I’d watch the creek come up and get very nervous. The last time that happened, I told Clive I couldn’t live like that anymore and fortunately, he agreed with me.”

The search for a new home started and it wasn’t too long before the effervescent couple decided to look at Living Gems Caboolture Riverfront, just 30 minutes north of their old neighbourhood.



“Because we had renovated our previous home just the way we wanted, we didn’t want to buy somewhere only to have to work on it too,” said Clive. “Moving into a brand-new home at Living Gems was exactly what we were looking for.”

Best of all, they already had friends waiting for them when they moved in.

“Tony and Glenda Merryman were neighbours of ours at Taigum,” said Inge. “Now we get to be neighbours again!”

“And I’ve discovered that a few blokes I used to play soccer with 30 to 40 years ago live here too,” added Clive.



Will there be a reunion of veteran players at the resort?

“Oh no!” he said. “I gave up playing soccer when I was 24 and married Inge.”

“But that wasn’t because I forced him too,” Inge hastily pointed out.

“I played indoor cricket for many years and only gave that up when I turned 52, but now living here I’m keen to get into lawn bowls,” said Clive.

“A friend of mine competes at club level and I’m just a social player, so I keep getting my butt handed to me every time we go onto the green.

So now I’m properly retired I can practise whenever I want to.”

Inge said she’d rather watch than play, with rugby league her preferred sport. But before then, the couple are concentrating on settling in and turning their new Living Gems house into a home.

“We have so much space, in fact far more than we did in our last home,” said Inge.

“I mentioned that to (Sales Manager) Glenys,” said Clive before having a chuckle. “I told her that I wasn’t happy because I was going to have to buy more stuff!”

**This is your last opportunity to purchase a brand-new, three-bedroom home at Living Gems Caboolture Riverfront. With only one home remaining, you’ll need to be quick to enjoy a lifestyle that is simply lifechanging. For more information, call Glenys Lowry on 0438 660 436 to make an appointment to inspect.**

# Creating memories

## *Great ideas for activities with the grandkids*

One of the greatest pleasures in being a grandparent in retirement is having the time to enjoy spending with the grandchildren.

Children share a special bond with their grandparents with studies showing that spending time with grandparents contributed positively to a child's wellbeing by providing a listening ear and sage words of advice based on the experience of raising their own children.

In the past few decades, due to both parents being in the work force, grandparents are playing an increasingly important role as active caregivers and many children are spending much more time with 'nan and pop' than ever before, said Living Gems CEO Adrian Puljich.

"There are few things more precious than seeing the delight in the eyes of your grandchildren as they discover something for the first time," he said. "And seeing life through a little one's eyes is a sure way to feel younger yourself."

Here are some creative activities that you can do with your grandkids – away from the screens.

### *Exploring nature*

Spending time in nature has been shown to improve mood and reduce mental fatigue – that's a great reason to get the grandkids into the great outdoors, said Adrian.

"Toddlers have boundless curiosity which can be channelled into learning about the world around them," he said.

"They love to get hands-on, so have fun digging in the dirt to make mud pies or sandcastles down at the beach. Collecting sticks, rocks, leaves and shells offer a great opportunity to help children name different types of objects.

"What's more, these found objects can be used in craft, such as painting rocks, making collages and other forms of imaginative play."

### *Scavenger hunts*

For older children, a trip down to the local park can become a grand adventure by turning it into a treasure hunt.

"Before leaving home, come up with a list of things to find. The task to find something orange could be to hunt for a leaf or a flower, for instance," said Adrian. "Scavenger hunts help test their powers of observation and deductive reasoning.



Spending time in the great outdoors encourages a sense of adventure and play and has great benefits for grandparents too by increasing fitness and mobility.

Hikes in nature, camping or biking along the beachfront are activities that can be enjoyed at just about every age and are a great way to involve older grandchildren too.

"Teenagers might feel like they're a bit too old for outdoor adventures, but many of them will go along with the fun and games if they have some



friends with them,” Adrian said. “Look for nature-inspired adventure activities such as treetop rope courses and ziplines. And make sure you join in the fun as well – rainforest hikes or a half day cycling will help your fitness too.”

### *Games without frontiers*

Even if you don't see the grandchildren as often as you wish because of distance, you can still create great memories together.

“Consider a virtual scavenger hunt game using photographs,” said Adrian. “This game can be played even when your grandchildren aren't visiting.

“Set them an assignment by email or text message to, for example, photograph something red. It might be a flower, a balloon, a roof or even their t-shirt, then ask them to set you a task in return.”

As children get older, they can learn more advanced photographic skills such as in-camera editing where they

learn to take better images using thoughtful composition, focus and shutter choice as well as lighting.

Creative teenagers who have computer skills can have their abilities challenged by using editing software to turn photos into stunning artworks.


“The role of grandparents playing a positive impact in the lives of their grandchildren can't be underestimated. And best of all, it doesn't take expensive equipment or the latest gadgets, all it takes is a bit of your time,” Adrian added.



# In the club

*Amber Country Club sneak peek*





Construction of the \$10.5 million Amber by Living Gems Country Club is nearing completion with the finishing touches on facilities and interior design elements close to being finalised.

Living Gems CEO Adrian Puljich said the commercial construction and interior design teams were working hard to ensure the Country Club was ready for its 19 April residents' opening and the 11 May public grand opening event.

"It is all starting to come together now and is looking spectacular," he said. "The mid-century feel of the interior with its rich colours of greens and chartreuse, plus walnut and brass finishes, are now coming to the fore throughout. It's looking amazing."

Adrian said that most of the upstairs areas were finished or close to completion.

"The golf simulator and ten-pin bowling alley are up and running, the library is finished, and the cinema seating has been installed," he said. "Pool tiling has also been completed and the feature lighting – in the form of big statement pendants – is now hanging in the foyer's entry void for all to see."


He said the furniture had arrived and was awaiting installation.

Featuring outdoor facilities such as bowling, pickleball, a bocce court and much more, Adrian said the new Country Club was set to be a great space to bring the entire community together and make them feel a part of something special.

"It is exciting to see it all reaching fruition so beautifully. We can't wait to see our residents and their families enjoying everything on offer."



Gracing the foyer will be several contemporary starburst design chandeliers with black and brass finish features complemented with sunlike spokes and contrasting rods with clear glass embellishments.





## Amber by Living Gems Country Club

The Amber by Living Gems Country Club is an architecturally designed two-storey building at the heart of the community and features:

- Grand ballroom with stage and dance floor
- Commercial kitchen
- Resident bar
- Cafe/dining area
- Formal lounge
- Games room with billiards
- Cinema
- Ten-pin bowling alley
- Arts and crafts studio
- Residents' workshop
- Gymnasium
- Music room
- Conference room
- Golf simulator
- Heated swimming pool with spa
- Barbecue pavilion
- Bocce court
- Bowling green
- Pickleball court
- Library

# Amber

## Sales Managers' Message

How exciting that we can announce the highly anticipated grand opening of the Amber by Living Gems Country Club is almost here!

We hope you love the exclusive sneak peek pictorial of this amazing new resort facility on pages 8 to 11. The finishing touches are being made and we look forward to joining homeowners and contract holders at the opening on Friday, 19 April.

And what a treat the event will be! While enjoying canapes, a seafood bar, and live music, current and future residents will explore the inside of their new, beautifully designed Country Club for the first time in a celebration with their neighbours!

The two-storey Country Club's facilities include a cinema, gymnasium, ten-pin bowling alley, magnesium-infused pool and spa, sauna, golf simulator, lawn bowls green, craft room, hairdressing salon, pickle ball court and more. What will you try first?

Also, view our very first two-storey display home, the Bowen, which is our premium highset design. If you'd

like to come along to the Amber by Living Gems' Country Club grand opening and display home tour – an event open to the public — on 11 May from 9am, please RSVP by Friday, 3 May. Simply email [events@livinggems.com.au](mailto:events@livinggems.com.au) or phone 1800 317 381.

If you don't want to miss out on the first choice of the final 4 remaining stunning two-storey homes, call us to arrange a personal tour.

Have a lovely April and we hope you are enjoying the cooler change in the weather. We certainly are!

### *Morning tea and two-storey home viewing*

**Date** Wednesday, 24th April.  
**Time** 10am to 12 noon.  
**RSVP** Tuesday, 23rd April.  
Phone us to register.



### Amber by Living Gems Sales Team

Tameeka Manson, Sales Manager  
M 0407 766 414 | E [tameeka@livinggems.com.au](mailto:tameeka@livinggems.com.au)

Lynda Ruddell, Sales Manager  
M 0456 383 269 | E [lynda@livinggems.com.au](mailto:lynda@livinggems.com.au)



For illustrative purposes only



# Signals Corp kept Les out of harm's way

Les 'Sprout' Bean considers himself one of the lucky ones when it came to serving in the Vietnam War.

As an electronics technician in the Signals Corp, he was sent to Vietnam and Singapore for signals exercises.

"I was also in Vung Tao for a while where we sent communications back to Australia and New Zealand throughout the war. We had to carry a rifle, but I'm pleased to say I never had to fire a shot in anger. You could say mine was a pretty cushy job," said the Amber by Living Gems veteran.

Les returned several times to Nui Dat where he worked from an air-conditioned building.

"I had it pretty good although the airport close by did get mortared at one stage, but we were okay and not in any danger."

Les was 17 when he joined the Army in June 1963 – a tour of duty that would last some 23 years.

"Most of my time was spent from Victoria to Queensland and I was one of the fortunate ones because I never really came across any conflict while in the job," he said.

After leaving the Army he worked as an electronics technician for the Metropolitan Security Service in Brisbane.

Les said one of the things he loved about his service was the many friends he made.

"What I found since leaving the Army was the tremendous support I continued to have from those I served in the forces. We stick together – all still help each other out and work together wherever possible."

Les and wife of 54 years, Lesley, moved to Amber by Living Gems two years ago and they love it.

"We are closer to our family of three children and five grandchildren, and surrounded by ex-servicemen who all get together on Anzac Day to remember our lost veterans."

If you were wondering about Les' nickname in the Army, it comes with a story.



"They called me 'sprout', because I joined when I was very young," he laughed.



Villa 228 | Galah

## Bowen

\$858,000

-   
3
-   
3.5
-   
2
-   
1

Refinement meets practicality in the three-bedroom Bowen. The highset design offers two storeys of stylish living. A lounge room and spacious master bedroom with ensuite is found on each floor which is accessed by stairs or your own private lift. The ground floor has an impressive kitchen that overlooks an open plan living and dining space while a sizable alfresco area is accessed from both the kitchen and master bedroom.



# Caboolture Riverfront

## Sales Manager's Message

Welcome to April, with news that Living Gems Caboolture Riverfront has almost reached the sold-out stage of brand-new homes and we also pay our respects to those who served our country on Anzac Day.

This lovely resort is proudly home to more than 100 ex-servicemen and women. There are special commemorations being held in the early morning at the resort and entertainment in the afternoon on Anzac Day, 25 April (see story on opposite page).

The RSL Queensland Caboolture Sub-Branch main service will take place at the Caboolture Memorial Hall in the Town Square on King Street from 10:15am to 11am. For more information, visit [whatsonmoretonbay.com/events/caboolture-morayfield-district-rsl-anzac-day](http://whatsonmoretonbay.com/events/caboolture-morayfield-district-rsl-anzac-day)

Meanwhile at Living Gems Caboolture Riverfront, our last new home – Villa 311, 'The Snowy' – is available for viewing (learn more about The Snowy on the opposite page).

We do have three pre-loved homes available though, so if anyone is looking to join this wonderful, welcoming community there are still opportunities to do so. The homes are in excellent condition and priced from \$680,000 to \$850,000. Please contact me for more information and to arrange a private viewing.

Any residents who list their homes with me to buy a brand-new home in another Living Gems resort receive a discounted commission rate. Please let me know if I can help provide more information by calling me on 1800 718 417 or 0438 660 436.

Glenys Lowry  
Sales Manager



Living Gems Caboolture Riverfront Sales

Glenys Lowry, Sales Manager

M 0438 660 436 | E [info@livinggems.com.au](mailto:info@livinggems.com.au)



# Huge commemoration planned at Caboolture

Living Gems Caboolture Riverfront is home to more than 100 ex-servicemen and women, so needless to say the turnout at Anzac commemorations is significant.

“Our resort has many veterans and more than 280 people usually attend our services,” said Pat Quinlan, a former driver with the Australian navy.

Pat, and two Vietnam veterans Bob Pfeiffer (army) and Don Grieve (air force), organise the huge event each year.

“We do a dawn service and have a march from the front gate to the flagpole area outside of the Country Club,” she said.

“It is about the fourth year we’ve been doing it now. Bob and Don arrange the ceremonial section of the Anzac Day commemoration and I put together the food for the day. We have a gunfire breakfast at the dawn service which usually consists of a sausage or bacon in a roll, or a bowl of mince, then afterwards we go off to individual services.

“About noon we reconvene at the resort with a short memorial to start the afternoon, followed by socialising and entertainment. We want to end the day on a high note for our vets, not feeling depressed or on a low. The afternoon is about remembering the good times with their mates.”

Pat said the entertainment schedule this year would comprise Rob Rosenlund from 80s show band Wickety Wack, along with plenty of singing and dancing.

“We’ve had the army band and navy band provide entertainment on the day, as well as our artistic seniors group and Starlight Singers group at the resort,” she said.

Anzac Day has always been extra special for the Quinlan family. Pat’s late husband, Michael, had also been in the navy, and two of their four children – Shane and Kellie – followed in their parents’ footsteps.

“It’s very emotional of course, and brings back memories of people you knew and lost – not only from their service but from issues deriving from their time in the forces,” said Pat.

“There is huge camaraderie among service people and it’s something that can’t be explained unless you’ve experienced it.”

**On Anzac Day, Living Gems Caboolture Riverfront commemorations begin at 5:30am with a march, followed by a service at 6am.**



Villa 311 | Facade Two

## Snowy

\$850,000



Ready to move into today, the Snowy is the ideal entertainer. It hosts dining and living spaces that open out onto the charming alfresco area while the home chef will be delighted with the amazing gourmet kitchen that includes a large island bench and walk-in pantry as well as a skylight over the dining area. A beautifully proportioned master bedroom features a double-vanity ensuite bathroom and walk-in wardrobe. Two more bedrooms are separated by a central bathroom.



# Resort Round-up

Welcome to another edition of our Resort Round-up which provides an insight into some of the fun and fabulous activities, events, and special occasions enjoyed by homeowners within our Living Gems communities. Here are just a few:

Residents at **Living Gems Caboolture Riverfront** enjoyed a Polynesian-themed night held in their beautiful Country Club. The songs of the islands inspired all to sing and dance along. While the men enjoyed learning the haka, the women were quick to pick up the hula. Entertainment coordinator Gayle Harris led the way and displayed her sunny personality, with sunflowers for all to see. It was a truly wonderful evening enjoyed by all.

Sunday afternoons at **Ruby by Living Gems** is traditionally enjoyed with social drinks, nibbles and get-togethers at the Country Club. Recently, they stepped it up a notch by holding Groovin' on a Sunday Afternoon with The Goggomobiles, their resident band, who kept everyone entertained for more than two hours with wonderful sixties and seventies music. Many people got up and danced while others listened, tapped, and sang along with the hits of their youth.

Everyone enjoyed a sausage sizzle and ice creams, while volunteers manned the barbecues, the serving tables, and bar. The Sunday session was attended by about 150 residents with the number swelling when the bowlers came in at 5pm after their game.

More than 190 residents turned out to attend **Amber by Living Gems'** much-awaited Spud Night which saw everyone enjoying tasty, filled spuds prepared by London Spuds mobile food van.

As the doors to Amber's temporary clubhouse were closing to make way for the new multi-million-dollar Country Club, residents got together to hold their last happy hour in the place where many friendships had been born. They also celebrated resident Trina Urquhart's mother Beverly's 80th birthday.

Amber by Living Gems hosts many group activities including the poker group which meets every two weeks to play Texas Hold 'em, Pontoon, and Jackpot Poker. The newly formed ukulele ensemble is also hitting some high notes having already successfully learned five new songs to add to their repertoire.

Meanwhile, residents Ruth and Barrie took a beautiful photograph of a rainbow over the resort which they say sums up a perfect autumn morning at Amber.




## Share your photos and news with us!

If you would like to have your photos featured in the *Thrive Resort Round-up* next month, or have a story idea to share, we'd love to hear from you. Send your photos to us before the 15th of each month to ensure your shots can be included in the next edition. Email us at [content@livinggems.com.au](mailto:content@livinggems.com.au)






# Crossword



Last month's solution



9. Comedian, ... Murphy

14. Spy writer, ... Fleming

16. Actress, ... Thurman

18. Swirls

19. Tattooist's tools

22. Anaesthetic

25. In one's birthday suit

26. Representing

27. Laid eyes on

28. They were, I ...

30. Fire residue

34. Shouting loudly

36. Walking painfully

38. Usually (2,1,4)

40. Soup tin

42. Pigeon call

43. Electrical units

46. Suffered

48. Unknown author

49. More

50. Drizzle

51. A great way off

## Across

1. Flower stalk

7. Bamboo rod

10. Convicts

11. Sharpen (appetite)

12. Apple MP3 player

13. Bridalwear item

15. Toothpaste container

17. Gene acid (1,1,1)

18. City, ... Francisco

20. Billiards stick

21. Twice five

23. Filled pastry

24. Picnic pest

26. Feel anxious

27. Ligament

29. Mongolia is there

31. Detect sound

32. Tall, ... & handsome

33. Loose garment

35. Brick barriers

37. To ... his own

39. Crescent

41. Tell a whopper

42. Music discs (1,2)

43. Promise

44. Phone text (1,1,1)

45. Battery size (1,1,1)

47. Alley

50. Bellow

52. Type of pork chop

53. Petrol or diesel

54. Meaningless

55. Roadway symbol

56. Rip violently

## Down

1. Stitched

2. Hoist

3. Partner

4. Cain's brother

5. Landscape

6. Short theatre sketch

7. Baby's bed

8. Features

# Anzac biscuit ice-cream sandwiches



## Enjoy a twist on tradition this Anzac Day

Anzac Day is a special commemorative event with several traditions observed every year including dawn services, coffee and bundy, two-up and Anzac biscuits.

This Anzac Day, Chef Matt Conquest shares some tips on how to make the humble Anzac biscuit even better.

“It’s simple! Just by adding your favourite ice cream, like rum and raisin, you can make great little ice-cream sandwiches,” Matt said.

“You can make a lovely homemade ice cream using the recipe at right or you can buy a good quality ice cream and get your favourite chocolate bar and crunch them up and fold it through your ice cream for added crunch, chew, and flavour and make ice-cream sangas with that.”

Matt says making ice cream takes care and time to ensure a nice smooth texture that doesn’t become icy.

“For a smooth and creamy finish, make an anglaise cream and then freeze it down in a beater bowl and stir it during the freezing process. If you have an ice-cream machine, this makes the freezing process easier.”

## Ingredients

*Makes 800ml of ice cream - 12 ice-cream sandwiches*

300ml thickened cream	2 tbsp vanilla paste or 1 vanilla pod, <i>split and scraped</i>
300ml full cream milk	
6 egg yolks	160g caster sugar

## Method

1. Place the cream, milk and vanilla in a small pot. Bring to the boil and turn it off and set aside to infuse.
2. Place the yolks and sugar in the bowl of an electric mixer. Beat until pale. Carefully pour the cream mix in while beating on slow. Pour cream egg mix back into a small pot.
3. Heat over low heat, stirring for about five minutes until it is slightly thickened and coats the back of a wooden spoon. This is a vanilla anglaise. Set aside to cool on the bench for 30 minutes, stirring regularly to allow it to cool quickly. Then put it in the fridge to cool down completely.
4. Put the anglaise in a bowl (that you can use your mixer with) in the freezer until frozen at the edges. Remove from freezer. Beat with an electric beater. Re-freeze. Repeat these steps two more times to allow for a smooth ice cream and prevent iciness.
5. Then you are done and can get your biscuits ready. Get your crushed chocolates prepared. Have extra crushed chocolate to coat the outside of your sandwiches.
6. Make up your ice-cream mix. Put the ice cream back in the freezer. Get your ice-cream scoop and form little ice-cream balls and re-freeze. Then make your ice-cream sandwiches and roll the outer edge in chocolate crush and serve to your guests. You can individually wrap them and freeze for a delicious chilled treat any time you like. Enjoy a nice little twist on an old tradition!

# Frame that shot

Pretty as a picture! Living Gems' popular photo competition returns for 2024.

We're looking for creative photographs that showcase why the Living Gems lifestyle is simply lifechanging.

They can be terrific travel destinations, wonderful wildlife photography or fabulous times with

friends. Entries are open to all Living Gems homeowners.

The best photograph each month will be featured on the back page of *Thrive* magazine as well as on Living Gems' Facebook page.

Get snapping! The competition will run until 1 November 2024. Submissions should be sent to [content@livinggems.com.au](mailto:content@livinggems.com.au)

## Guidelines for submitting your photos

Photos must:

- Be taken by you
- Be at least 2MB in size
- Include the location of the photograph, along with any interesting information about the destination.



## April Photo Winner

With a rainbow this vibrant, the pot of gold surely can't be too far away. Phil Parker from Opal by Living Gems took this photo at the resort in leafy Logan Village.

You could be our next photo competition winner. Just submit your photo to [content@livinggems.com](mailto:content@livinggems.com)

## Amber

1 Manuka Road  
Logan Village QLD 4207

**1800 317 381**

## Pacific Paradise

596 David Low Way  
Pacific Paradise QLD

**1800 978 388**

## Maleny

23 Macadamia Drive  
Maleny QLD 4552

**07 5429 6108**

## Caboolture Riverfront

176 Torrens Road  
Caboolture South QLD 4510

**1800 718 417**

## Opal

42 Quinzeh Creek Road  
Logan Village QLD 4207

**07 5547 2333**

## Sapphire

196 Logan Street  
Eagleby QLD 4207

**07 3804 7655**

## Gold Coast

70 Hansford Road  
Coombabah QLD 4216

**07 5577 5899**

## Ruby

225 Logan Street  
Eagleby QLD 4207

**07 3386 1771**

[livinggems.com.au](http://livinggems.com.au)

Living Gems 