

Thrive

● Living Gems*

MARCH 2023



Land to lifestyle

A lifetime of memories and no regrets

Finding freedom

Resort living fuels travel
for passion

Home sweet home

Balancing the books on
downsizing

Strictly ballroom

Footloose couple dance
for fitness and fun

livinggems.com.au

Message from the CEO

Welcome to the March issue of *Thrive*, Living Gems' new magazine. With many of our prospective homeowners wanting to downsize or 'rightsize' their homes to upsize their lifestyles, this month we focus on all things downsizing.

Most of our homeowners are motivated to move to our resorts for a lifestyle change. They want to say goodbye to home and garden maintenance, expand their social lives and form new friendships, and enjoy fantastic facilities for fitness, health and fun. From residents' stories about what motivated them to move into an over-50s lifestyle resort to advice about what to consider when looking into land lease communities, we have plenty of interesting and informative content to help streamline the downsizing process including interior design tips, a handy guide for decluttering and we take a look at the differences between land lease communities and traditional retirement living options.

Last month, Living Gems' brand-new television advertising campaign kicked off and we've had so much great feedback. The campaign brings the Living Gems experience to life – as well as showing a lot of the pain points that often drive buyers to start looking into low-maintenance over-50s living. If you haven't seen any of them yet, head to our website or Facebook page. We hope you like them!

At our newest development, Living Gems Glass House Mountains in the Sunshine Coast Hinterland, earthworks have been completed and the civil construction team is ready to begin once approvals are in hand. Home plans are now available for this stunning resort (see opposite page), so get in touch with our friendly sales team for details (see page 34).

The residential construction team at Living Gems Toowoomba, our picturesque established rural resort, has made excellent progress on home builds in the Final Stage.

At Amber by Living Gems in Logan Village, the commercial construction team made great headway on the resort's beautiful Country Club in February, with the first of three sections of the suspended slab poured. We look forward to the remaining sections being completed this month.

Construction of the Final Stage homes at Living Gems Caboolture Riverfront has been moving full steam ahead. We cannot wait to welcome visitors to our Display Home Open Day event on 25 March (see page 33).

I hope you enjoy reading this month's issue of *Thrive* and I look forward to bringing you more news, features and updates in the April magazine.



Adrian Puljich
CEO

Glass House Mountains home designs released

Designed to make the most of the Sunshine Coast's unbeatable climate and lifestyle, the recently released home designs at Living Gems Glass House Mountains are set to take over-50s living to the next level.



Living Gems Glass House Mountains Sales Manager Victoria Dent said there were eight brand-new home designs, each with three facade options and an extensive range of top-notch standard inclusions.

"The home designs at Living Gems Glass House Mountains have been created to maximise indoor-outdoor living, ensuring plenty of natural light as well as capturing breezes. Every home includes a lovely alfresco area that seamlessly flows into the interior spaces," said Victoria.

"The alfresco areas will make the most of the Sunshine Coast's famously warm climate – providing the perfect place to enjoy good weather, relax with a book or a cup of coffee, and entertain friends and family."

All homes come with a generous array of quality inclusions as standard. These include ultra-high

ceilings, stainless steel appliances such as a fully integrated dishwasher, microwave, fan-forced oven and induction cooktop and walk-in pantry.

"All the designs on offer at Living Gems Glass House Mountains boast walk-in wardrobes in the master and second bedrooms, plenty of storage, remote-controlled double garages, solar panels, and are 6-star energy rated," Victoria added.

"In addition to high-quality homes, homeowners will have exclusive access to a full suite of terrific facilities giving them an incredible lifestyle right at their doorsteps."

Facilities on offer will include a Country Club with swimming pool, spa and sauna, a gym, cinema, games room, library, bar and lounge, arts studio, golf simulator, tennis court, hair salon, and much more. The resort will also feature

a Summer House with resort-style pool and barbecue pavilion.*

Nestled in sight of the iconic Glass House Mountains and close to everything the Sunshine Coast has to offer, Living Gems Glass House Mountains offers relaxed hinterland living just a few minutes from Beerwah.

[Find out more](#)

To find out more about Living Gems Glass House Mountains, please contact our friendly sales team.

Victoria Dent
Sales Manager
0412 131 832
victoria@livinggems.com.au

Elise Munro
Sales Consultant
0418 641 180
elise@livinggems.com.au

**Facilities subject to change.*

Winners are gridders!

A big congratulations to the winners of our two February giveaway contests!

Dendy movie ticket giveaway winners

Congratulations to the lucky winners of *Thrive's* Dendy Cinemas movie ticket giveaway.

- Jenny Van der Stoep, Living Gems Toowoomba
- Ken and Jackie Jorgensen, Amber by Living Gems

Elizabeth Ellen Carter book set giveaway winners

Congratulations to the two winners of a book set by romance author Elizabeth Ellen Carter.

- Sandy Llewellyn, Living Gems Toowoomba
- Anne Mathams, Living Gems Caboolture Riverfront



"It's just right!"

Downsizing on a larger scale

Downsizing from a large property to an over-50s lifestyle resort can be a daunting task, but if armed with the right tools, knowledge and a plan of attack, your move will be successful and a positive experience.

Tina and Dean Austin from Amber at Living Gems recently returned from a holiday in Vietnam where they spent a lot of time reflecting on their decision to sell their large family home and move into an over-50s lifestyle community.

"Dean and I had met while serving in the Defence Force where we saw operational service in war zones," Tina tells us. "After much thought and deliberation, we decided to look into making the move from our much-loved home to a new lifestyle."

Retirement and travel were high on their list as well as security and being able to leave their home for extended periods, so they shopped around and weighed up the options before making their final decision.

They chose a lifestyle resort over a retirement village, as it offered much better "value for money". And because it was important for them



to choose a resort that suited their way of life, the Austins began visiting lifestyle resorts from the Gold Coast to Hervey Bay.

“There were some beautiful resorts to choose from. We started doing the numbers and considered our existing rates, the cost to maintain the swimming pool and spa, the cost of mowing our half acre of lawn versus the weekly fees we were looking at,” says Dean.

The figures showed it would cost the couple an extra \$30 a week to live in an over-50s resort, but the huge array of facilities available, including high-quality social, sports and recreational amenities, meant better value for money with the weekly site fees providing a comprehensive and complete suite of offerings.

“For that small additional cost, we would live in a beautiful new home within a secure gated community.

Then there was the huge array of first-class amenities for us to enjoy like a heated mineral pool, lawn bowls rink, indoor ten-pin bowling, pickleball court, billiards, darts, library, movie cinema, stage for shows, cafe, and outdoor vegetable garden, plus the bar would always be a drawcard for many functions and happy hours.”

Some retirement villages also have stamp duty on the properties if the village is under a strata, community, or freehold title. In addition, they would also take up to 50 percent capital gains and deferred management fees if Tina and Dean ever decided to sell up. It was not the option they wanted to go with. As a result, they chose Amber at Living Gems.

Security was also high on their agenda, and giving them the ability to lock up and leave enabled the

couple to enjoy their passion for overseas travel and have good friends keep an eye on things while exploring the world.

“Living in a gated community with residents our own age has helped us meet so many new friends and enjoy activities inside our resort, as well as external outings including overseas travel together,” Tina says. “We have Woolworths, doctors' surgeries, a chemist, bakery, hotel, and other amenities only 200 metres from our resort gate.”

The bus service to the Loganlea railway station where express trains run to Brisbane, the airport and the Gold Coast, and the Logan Hospital are other drawcards the couple absolutely love, as the amenities are all within a 15-minute drive.

“Living in this resort is the best move we have ever made. We just love the friendships and lifestyle.”

Downsizing dilemma

Packing a lifetime of memories with no regrets

After 41 years living on a 57-acre property in the Lockyer Valley and amassing a huge treasure trove of possessions along the way, the thought of downsizing was somewhat daunting for Living Gems Toowoomba homeowners Colleen and Jeffrey Otto.

"It was such a big move and took us a while to get our heads around it, but there was a lot of work involved in staying on the land. We eventually decided it was in our best interests, and I can tell you we have not regretted our decision for a moment to downsize and move to this beautiful over-50s lifestyle resort," said Colleen.

The couple, who have two sons and four grandchildren, said they had the full support of their family who helped them sort through everything and decide what would go to charity, what could be kept or stored, and what to throw out.

"We had to get rid of a lot of stuff and we had some really good crockery

and furniture we put into storage on our son's property, but were so blessed to have the help of our boys throughout it all. Surprisingly, the house sold within two weeks and we saw that as a sign that we were making the right decision."

Jeffrey and Colleen said they took very little with them when they moved into their new home at Living Gems Toowoomba, but were pleasantly surprised at just how much space their new home offered.

"I am actually going to get some of our things out of storage now. It fits everything including our six-seater dining room suite, two queen beds, and a big three-seater lounge, plus two single armchairs. We moved in



just before Christmas and had plenty of room to host the entire family," said Colleen.

Having spent 23 years grading potatoes and onions at a Gatton grading shed, and for many years having their own substantial vegetable garden on their property, it would not be unusual if the couple, who both come from farming backgrounds, missed having their own garden.

"Surprisingly, we don't miss our huge garden at all. We did for a brief time, but then we thought about all the work involved in pulling out the weeds and tending the garden. To be honest, we don't miss it at all now."



Loving a chat, the couple are keen to get more involved in the activities and facilities now available on their doorstep.

"This is our forever home! We and all our family just love it."

Like the Ottos, Living Gems Toowoomba has also become home to Mike and Joy Jordan, who have been enjoying living in over-50s lifestyle resorts since retiring in 2008.

"Downsizing was never an issue for us because we found the resort homes, including this one, so spacious that we made very few compromises. We also have a beautiful rural outlook over trees and a big paddock," said Joy.





Home sweet home

Balancing the books on downsizing

The family home is typically the most valuable asset you own, and there are a few factors to consider before downsizing. If you are newly retired, or over 50 and still working, you might be looking at either a retirement village or an over-50s lifestyle resort for your 'rightsizing' move.

According to finance expert Rachel Lane author of *Downsizing Made Simple* with Noel Whittaker, understanding the difference between a retirement village and over-50s resort is vital.

“There are currently five types of retirement village contracts - leasehold, license, company or unit trust title, strata title and rental - while land lease communities have only two separate components, which include the contract for your home and contract for your land,” she says.

Cheryl Chalk, who lives at Amber by Living Gems agrees. Now retired, the former accountant made the

Living Gems lifestyle resort vs retirement village

Living Gems	Retirement village
<i>Keep 100 percent of your capital gains should you sell</i>	<i>Lose up to 50 percent of your capital gains to the retirement village</i>
<i>More affordable upfront price and no deferred management fees</i>	<i>Lose up to 30 percent in deferred management fees when exiting</i>
<i>Government rent assistance can help cover a portion of your fees</i>	N/A
<i>No ongoing council rates (included in weekly resort fees)</i>	<i>No ongoing council rates (included in weekly village fees)</i>
<i>No stamp duty when purchasing</i>	<i>Stamp duty paid if it is under a strata, community, or freehold title</i>
<i>Weekly fees around \$195 but up to \$69.80 less with government rent assistance</i>	<i>Weekly fees of around \$150 per week and additional charges if required by on-site manager</i>
<i>Your home is a willable asset with no exit fees</i>	<i>You are leasing the house and land which is subject to exit fees and capital gain split with the retirement village</i>

decision to move into a Living Gems resort after careful consideration.

"I was familiar with the land lease community model because my parents-in-law lived in one," she said.

"So, when it came time to consider my own move, I knew the type of resort I was looking for.

"One of the things which was important to me was knowing that all of the capital gains in my home were mine. I didn't think that sharing capital gains with a retirement village was particularly fair since it is my home."

To better understand the difference between a land lease community

model like Living Gems and a typical retirement village, we've created a handy table for a quick reference (see above).

Cheryl recommends looking at your financial position and ensuring that you have a healthy cash reserve when you sell your present home.

"Of course, when you move into a land lease resort like Living Gems, there is the weekly site fee to keep in mind. Make sure you have enough cash in reserve for that as well as your utilities and lifestyle," she said.

"Other considerations are that there is no stamp duty payable on the purchase of resort homes and that

people on a government pension may be eligible for some rent assistance to help cover the weekly site rental."

In the end, each person needs to be satisfied that the decision is right for them, she advised.

"For me, there were other factors that tipped my decision in favour of Living Gems, and they were not financial in nature," said Cheryl.

"Those factors included living in a location that was relatively close to family and being near to shops and services, as well having a great range of facilities and a welcoming community."

Are you doing these downsizing don'ts?

Top ten mistakes people make when shifting to community living

Planning to rightsize requires careful thought. If you know anyone who is considering moving into an over-50s lifestyle resort, make sure they read this handy list of the top ten typical mistakes people make.



1. Making a hasty decision

When deciding what to do about the family home, you might find yourself hemmed in on all sides by well-meaning advice from family and friends.

It's a significant step and if you've lived in your home for a long time, there are many precious memories there too – along with everything that's familiar, such as the neighbours and the neighbourhood.

You might feel under pressure from your family to sell the home or be urged by a spouse to downsize. As a result, you could feel obliged to make a quick decision to make everyone happy.

This is a mistake that could be financially costly as well as negatively impact on your future wellbeing and peace of mind.



Once you have decided that downsizing is the right decision for you, take your time to look around. Not all options are created equal. Understand all the choices available and don't feel under pressure from salespeople, especially if you're not ready to move.

2. Assuming you know the differences between land lease communities, retirement villages and strata living

When looking around at downsizing options, many people think their only choices are a retirement village or an apartment.

But there is another option, one designed for over-50s who are still leading active lives and want to maximise social and financial opportunities.

A land lease community is a new style of development in which you own

your home, but lease the land it sits on. The advantage is owning a new, luxury home at an affordable price – often with reduced running costs and access to quality resort facilities.

Over-50s lifestyle resorts are designed for fully independent living. Residents also get a say in how the community is run through a Home Owners Committee.

Retirement villages are owned by companies or charities. They are frequently the first step to assisted living and nursing home arrangements, and may not be the right choice for active, independent individuals.

Swapping a house for a townhouse or apartment is another option that many people consider. Strata living often means you are sharing walls with neighbours who may not have the same values (or taste in music) as you do.

Understanding the difference between these options means you can make an informed choice.

3. Getting caught by inexperienced developers

There's more to building a vibrant over-50s lifestyle resort than just throwing up a few new houses, a swimming pool and a tennis court, then calling it a day. Quality land lease developers know that the relationship with homeowners is for the long-haul.

Because the developer continues to manage the resort after it's fully settled, an experienced developer builds with the long-term in mind.

Experience counts, so look for a developer with a proven track record of creating successful active over-50s lifestyle resorts across Australia, and who understands you and the lifestyle you want to live.

Don't risk your financial future with inexperienced land lease developers. Make sure you ask questions and ask to see completed projects so you can assess the build quality of the homes and the standard of facilities before you commit.

4. Being sold extras in your home that should be standard

Make sure you're getting true value for money.

Living Gems homes are architect-designed, 6-star energy rated homes with multiple facade and colour-scheme options. All homes are built with high-end, low maintenance living in mind and come with extensive inclusions such as high ceilings, air conditioning, solar panels, quality kitchen appliances, walk-in pantries and robes, double vanity ensuites and separate laundries, as well as thoughtfully designed storage and alfresco areas.

It is important to do your research before you sign a contract so you don't get caught paying more than you should for 'extras' that ought to be standard.

5. Being short-changed on resort facilities

Not all lifestyle resorts are created equal.

Resort facilities should be of a quality you'd expect to see at a holiday resort – thoughtfully designed with quality furniture and equipment to match.

Start by deciding what is important to you – a fully equipped gym, perhaps? A games room with billiards, a golf simulator, ten-pin bowling, or a tennis court? Perhaps you'd prefer drinks from the bar or enjoy the resort pool?

A grand ballroom is a must, along with a private cinema, cafe, crafts room, library, beauty salon and private meeting rooms.



The landscaping should be beautiful with plenty of paths and walking trails. But in the end, the choice is personal. If you can see yourself living there, then it's worth another look and some serious consideration.

6. Being slugged by exit fees or deferred management fees

Did you know all retirement villages have exit fees when you decide to sell? These are also known as deferred management fees.

They can eat up a great deal of the capital gains your home has

earned. Some people have lost tens of thousands of dollars that should have been theirs by right.

It shouldn't be this way.

Choose an active over-50s lifestyle resort that charges no exit fees and, just as importantly, offers financial transparency. At Living Gems there are no additional costs for moving in or out. Our owners are not charged stamp duty and any capital gains made are yours to keep.

The only on-going charge is a modest weekly site fee which covers the cost of on-site management as



well as running and maintaining the resort to the highest standard.

7. Ignoring options for your financial future

You've worked hard for what you've earned and a big part of that is your family home. Looking at ways to maximise your investment is a smart thing to do.

For many people it is worth unlocking the equity in a family-sized home and investing in a rightsized new home that frees capital to help you live the lifestyle you deserve in a home

where the capital gains are 100 percent yours.

8. Not putting yourself first

After spending your working life looking after other people, isn't it time to do something for you?

Does a lifestyle in which you own a home in a secure gated community with on-site management where you can simply lock up and leave to travel appeal? Or feeling that you're on holiday all day every day in a five-star resort community with plenty of like-minded people as neighbours?

If this is something that you're actively considering, we encourage you to go back to the top of the list and read it through again.

Retire from work, don't retire from life! Downsizing doesn't mean taking a step backward. Use it as an opportunity for a simply lifechanging move.

9. Putting off the decision

People tell us the same thing over and over again – they wish they'd moved into an active over-50s lifestyle resort like Living Gems a whole lot sooner.

But when is the right time? That's up to you:

- Perhaps when you've completed your financial commitments to dependent children.
- When you still want more out of life.
- You've got the time and the means to travel.
- When you want to rightsize your home and upgrade your lifestyle.

10. Not making the most of your new lifestyle

Participate in your new community at a pace that suits you. Living in an active over-50s lifestyle community with so many like-minded people nearby makes it easy to develop friendships and try new things. It's time to dive in!

“Retire from work, don't retire from life!”



Workshop wizards


Residents invited to explore woodworking talents

The establishment of a residents' workshop at Living Gems Caboolture Riverfront was planned as early as 2017 before it eventually opened in January 2019.

Today it boasts a membership of 84, and secretary Graham Saunders, who was there from the start, couldn't be happier with the workshop's progress and popularity.

"This is something that resort residents really wanted and, with the help of a \$20,000 grant from Ruby Developments and donations of tools from generous homeowners, we were able to make it a reality," said Graham, who moved into the resort with wife Sally in 2017.

With a committee of eight, as well as two people volunteering to be in the workshop each day to ensure it can stay open for residents who want to exercise their woodworking skills on individual projects, the workshop has



become a hive of activity.

Many of its members combine their talents to voluntarily undertake resident requests for everything from ramps or steps to storage units, kitchen benches and cupboards.

"We like to help people, so we encourage them to approach us for help with many of their projects. All our labour is voluntary, so all the resident pays for are materials and a small donation to help keep the workshop viable for which we need about \$1200 turnover a year," said Graham.

The workshop is well equipped with everything from a bench saw and big band saw to sanders, handheld

routers and Makita drills.

All members must pass an induction course before being able to use the tools and machinery, and there is always someone experienced on hand to help where needed.

The workshop, which is open from 10am to 4.30pm five days a week and by arrangement on weekends, welcomes men and women to join, with groups ranging from pyrography (decorating wood or other materials with burn marks) to wood carving already attracting regular attendees.

Graham's major interest is in woodturning, a hobby that has seen him create many bowls, plates, jewellery boxes, pens and more.

Each year many of the products created in the workshop are sold at resort market days held in April and November.

"Last year our members made a timber hallway stand which was raffled off at the market day with proceeds divided between three groups here at the resort that struggle to get donations including the library, artistic seniors and native bees' group," said Graham.

Anyone interested in pursuing their woodworking interests are encouraged to contact Graham at the workshop to find out more and see what some of the other handy residents are creating firsthand.

Declutter without regret

Donate to your local charities

Give your preloved items a new lease of life by donating them to worthy organisations near you.


Local charities are always looking for donations of quality goods, and you can make an impact by giving your unwanted items to those in need. We have a handy round-up of great charities to help you with a downsizing declutter.

Defenders for Hope

Located close to Amber by Living Gems and Opal by Living Gems, Defenders for Hope helps victims and survivors of domestic violence with finding the right local programs to assist in rebuilding their lives. The group is dedicated to bringing awareness and assistance programs to the local community. Their op shop is at 6/10 Industrial Avenue, Logan Village, with a furniture store and food bank operating in Jimboomba. The organisation can be reached by email at **defendersforhope@gmail.com**

RizeUp Australia

RizeUp Australia is a Queensland-based organisation that helps women and families move on after the devastation of domestic violence. Their mission is to deliver life-changing and practical support to families when they need it most. You can donate furniture, household goods, and electrical appliances which they use to furnish houses for affected families. Send the team an email at **donate@rizeup.com.au** with a list of the items that you would like to donate, and they will get back to you.





Animal Welfare League Queensland (AWLQ)

The AWLQ is a not-for-profit charity which focuses on the care and rehoming of abandoned, stray, and surrendered animals in South East Queensland while providing affordable veterinary care through their Community Vet Clinics.

They accept good quality clothing, furniture, bric-a-brac, and homewares. Goods can be dropped off at the Tweed Heads store from 9am to 5pm, Monday to Saturday. Or post donations for free by downloading an Australia Post shipping label and dropping it off at your local post office or Australia Post Box. Organise a free collection by calling **13 72 58**.

Vinnies Toowoomba

Vinnies provides a wide range of services including crisis accommodation, case management, Centrelink assistance, housing, help with immigration issues, education and recreational activities, health programs, counselling, and art therapy.

Vinnies accepts quality second-hand donated goods including men's, women's and children's clothing, shoes, accessories, bric-a-brac, manchester, toys, books, media, and lots more. Open seven days a week, you can drop off your items at 689-691 Ruthven Street, Toowoomba, or give them a call on **07 4632 9960** if you have any questions.

Salvation Army Maleny

Support the work of the Salvos by donating to The Salvation Army Maleny Family Store in the Riverside Centre in Maple Street. The store sells a wide variety of goods from furniture, clothing and bric-a-brac and welcomes donations in good condition. The Salvation Army is one of the oldest charities running in Australia, starting its first outreach service in Melbourne in 1883.

Take it or leave it

Interior design tips when downsizing

Figuring out how to decorate and furnish your home when downsizing can be both exciting and daunting.

Deciding what furniture to take and how you want your new space to look and feel is one of the most fun parts of a downsizing move, but it can be overwhelming too, especially if you're coming from a large family home.

Living Gems Interior Design Coordinator Ange Osborne has guided dozens of residents through the process of creating their dream homes over the past few years. In this month's issue of *Thrive*, she shares her top interior design tips to minimise the pain and maximise the pleasure of a downsizing move.

Take what you love

If you really love it, take it with you. Special objects or pieces of furniture can be worked into a larger interior design scheme.

"People think they must get rid of everything and start from scratch, but that's not the case. If you have a piece that you love – something that has meaning and has been part of your life for a long time – you can always make it work," said Ange.

"Even if you're looking at creating a completely different look at your modern Living Gems home, traditional or quirky pieces can 100 percent be blended within a contemporary space."

Measure it

Measure the width and depth of all pieces of furniture that you're thinking about taking to your new home.

"See how the pieces fit within your new floorplan to help you make the final decision about what to take or what to sell or give away," Ange said.

Over-sized furniture

Oversized furniture which may have worked in a larger family home can dwarf and dominate a smaller footprint. Unless a piece has significant sentimental value, consider selling oversized furniture.

"Give it away, or better still, sell it and save the money for buying new pieces that will work better with your new space and the interior design vision you want to create," Ange said.

Interior look and feel

Downsizing offers a great opportunity to create a fresh look and feel for your new home and lifestyle.

Ange recommends scrapbooking or using an app like Pinterest to create a mood board for an overarching aesthetic.

"You can then buy pieces that fit in with your vision, or Living Gems' interior design team can assist with a consultation or with furniture packages if shopping isn't your thing."

Focus on the living area

Living areas are where most people spend the bulk of their time, therefore it is essential to have comfortable armchairs and lounges.

"Living areas usually focus around the television, so make sure you have good quality and comfy seating," said Ange.





Try before you buy a new bed

More than once, Ange has seen Living Gems homeowners buy new beds for their homes, only to discover they aren't comfortable.

"Always try a bed before buying – always, always! They're not an inexpensive purchase and because we all spend a lot of time in our beds, it's really important to test them out," she said.

Wardrobe spring clean

Go through your wardrobe and get rid of anything you haven't worn for a long time.

Ange suggests giving away or selling pieces of clothing that have remained unworn for two years or more.

"Chances are you will never wear these pieces. Moving house is a great opportunity to strip back your wardrobe to the things you love to wear, plus it makes it easier to find things in your new home."

Editing your existing furniture and furnishings and buying new items can be challenging, but, armed with these expert tips, you can streamline the process and enjoy the ride.



"Many homeowners think they must get rid of everything and start from scratch, but that's not the case."



Preparing for the big shift

How to organise your downsizing move

Benjamin Franklin once observed that every minute spent organising is an hour earned, so we have some great tips that will help you prepare for the move to your new Living Gems home!

Will it all fit?

Remember when you moved out of home and had only the basics? Start with a thought exercise – what pieces of furniture do you really need? Consider your new life at Living Gems and the life you want to



lead, then consider how much you need to bring with you (goodbye to all that fitness equipment!).

Some Living Gems homeowners decide they want all new furniture and furnishings to go with their brand-new homes and brand-new lives. But even if that's not you, it is likely you will have household goods that will need a new home (see pages 16 to 17 for places to donate).

Grab the tape measure, take your Living Gems floor plans, and have a good look at your existing furniture to see what will fit.

If you find that you have too much furniture for each room, go back to

basics and choose just one or two pieces that you know will fit, then design your new living space around these treasured pieces. Living Gems Interior Design Coordinator Ange Osborne has great advice on pages 18 and 19.

Now that the big stuff is out of the way, it's time to sweat the small stuff.

Delve into decluttering

Once you start opening the cupboards and drawers you might be surprised (and alarmed) by how much stuff you've accumulated over the years.

Take the opportunity to rid your

home of clutter and discover the things you really treasure.

Organisation experts recommend starting with the contents of one room that you're not emotionally attached to – this could be the garage or the kitchen.

Start by throwing away anything that is broken or at the end of its useful life.

Next, identify all the double ups - who needs three can openers and four potato peelers?! Create a sell or donate pile. In the case of garage and shed tools, you might find they have a new lease of life in the Living Gems residents' workshop.

Once you've worked your way through each room, decluttering as you go, create a project plan for packing.

Boxing clever

Your project plan should consist of a master list in which every box is numbered with a note about its contents.

Start by putting away items you're not likely to use for the next three to six months – for example Christmas decorations when it's July or winter clothing in December. Then pack in stages so the most important items used daily are packed last.

Assign each room in your new home a colour. When each box is packed, tape a matching coloured A4 sheet onto the box with the number and the room name printed on it. This makes it easier for the removalists (or helpful family and friends) to quickly put boxes in the right rooms to make unpacking easier.

When you arrive at your new home, check off each box from your master list to make sure nothing is missing.

If you're not sure where to start, the website Move My Stuff has a printable checklist you can use straight away: bit.ly/3KcbNco

Moving pictures

Bring memories and not piles of albums

Digitising old pictures and restoring colour to faded photography is a great way to give new life to treasured memories.

Photography has come a long way from the days you were limited to a 24 or 36-frame roll of film.


Today everyone carries a camera on their mobile phone (and many of the younger generation are all too ready to photograph every occasion – including lunch).

While it's lovely to sit down with your family, open the photo albums, and remember those special occasions, there are some very real advantages in turning those photographs into electronic media.

It takes up less space

Scanning photographs reduces the number of physical photo albums you have. Those precious memories are safely stored on a digital media box or computer hard drive, and you've gained more space in your new home.

Remember, back up those photographs online through cloud storage solutions such as Dropbox or Google Drive. You can give other members of the family access to these images which they can also enjoy at any time.





One of the advantages of digitising photographs is being able to see the photos on a large computer monitor or your television which adds an extra dimension to experiencing wonderful memories.

Preserve precious memories

Don't despair if some of your photographs are faded, scratched or torn. There are ways to restore the image and, if you're tech savvy, you can even do it yourself at home. There are many powerful computer programs for both professional and home use that employ Artificial Intelligence.

For more information: bit.ly/3XypISj

Get crafty

Do you enjoy crafts and scrapbooking? A new print of an old photograph can be used in scrapbooking or turned into a personalised birthday or anniversary card.

What about video?

Moving to a Living Gems resort is the perfect time to digitise video cassettes and home movies – especially when so few of us have VCRs to play them on anymore. Converting family home movies to a digital format takes up much less space and can preserve precious memories before the media degrades.

There are companies that offer this as a paid service. However, it is something you can do for yourself, though it will require an investment of time and equipment, such as video capture recorder, software and SD cards to store the video.



Love, aliens, and zombies

Ruby's writers group the Quills sharpen their pens

Be prepared to bring your A-game when joining a Quills group meeting. The group of keen writers at Ruby by Living Gems meets weekly to share their writings and play 'beat the clock' writing exercises where brevity and wit are rewarded.

Anywhere up to 20 people meet in Ruby's arts and craft studio where they work on longer form stories, flash fiction, poems and more. The group has been running for five years, and the 200th homework assignment has just been issued.

"We all have our areas of writing interest," said convenor Francie Goodie. "I enjoy writing science fiction stories. We've had other members who've written steamy romances, and a current member's go-to is zombie stories."

Including poets, novelists, memoirists and more, the Quills are open to writers of all levels of experience.



"Not everyone has a desire to be a published author," she says. "All that's required to join our group is the desire to write."

The homework assignments that end each meeting are writing prompts which could be a phrase, such as 'Congratulations, you've been selected...' or a single word, 'switch'. The following week the writers share the resulting work which could be poetry, fiction, or a story based on personal experience.

And that's the very point of the group, as one of the writers, Terry Hayes, points out.

"With the exception of a few sad little



poems, I've never written anything before this time. As a young bloke, living and working far from home, I rarely wrote letters," he says. "At Living Gems there are plenty of sports and activities to exercise the body; what Quills does is exercise the mind."

And that's a common comment made by everyone who attended the meeting we recently visited.

"The two hours of mental activity once a week is illuminating," said Maddie Harris. "Not only is my brain getting a workout, but my sense of humour also. The atmosphere is one of hilarity and joy."

The group has adopted the *Fight Club* motto: 'What happens at Quills, stays at Quills'. It is a judgement-free zone that lets writers explore ideas and express what's on their mind. And every writing prompt results in something either fascinating, poignant, or downright hilarious from each writer.

Those homework assignments are regularly turned into anthologies that the group publishes and makes available to all residents at Ruby by Living Gems.

"Everyone receives a lot of encouragement and some of our members have been encouraged

to submit stories to writing competitions. We've had a couple of writers here who have published memoirs," said Francie.

Quills at Ruby by Living Gems is always open to new members, and Francie is more than pleased to share information on how she runs the group to other Living Gems resorts who'd like to start their own Quills.

"The atmosphere is one of hilarity and joy."





Strictly ballroom

*Take more chances,
dance more dances!*

It's been 30 years since Baz Luhrmann's Australian masterpiece *Strictly Ballroom* first hit the big screen. Debuting on 10 May, 1992, and reaching US on shores 12 February, 1993, this iconic film was digitally restored last year by the National Film and Sound Archive for a special screening at the 75th Cannes Film Festival.

We spoke to our very own 'strictly ballroom' couple this month, Jim and Sue Thorpe from Living Gems Caboolture Riverfront, about the magic of dance.

Jim and Sue have been dancing together for over 55 years and cannot ever imagine stopping.

"We've been married 52 years. We actually met 55 years ago at a dance in Ballarat, so we've been dancing since..." Sue pauses.

"Since the 28th of September 1968 to be exact," Jim finishes for her.

"We do what is called social ballroom, old time and new vogue dancing, or sequence dancing, and go to lots of theme nights at our dance club throughout the year," Jim tells us.

"We have a ball on at times where we get all tizzied-up on special occasions like Christmas, Easter, and recently Australia Day. Sometimes we even have what is called bad-taste nights which are a lot of fun, but still formal, and they do a lot of different themes," says Sue.

The couple dance at many clubs around the area and even hit the resort's Country Club dancefloor.



“Most of the halls in the area have a dance on from time to time. Wednesday night we go to the over-40s dance club which is in Redcliffe – that’s been operating for over 40 years,” Sue says.

“We get to dance to a regular live band and have about four or five bands that rotate over the month, so we mostly dance to live music and are very lucky to be able to do that because most parts of Australia

dance to pre-recorded music, and it’s not the same,” says Jim passionately.

They did slow down a bit while raising their children, but were straight back into regular dancing up to four times a week once the kids left home.

“Once the last one moved out in 1995, we decided to really get back into dancing again. We’ve lived in Port Headland, WA, Autumn, VIC

and Orange, NSW, and were in dance clubs in all of those. Now we are here and dance at every club we can,” Jim says proudly.

“We dance in places like the Glass House Mountains, Upper Caboolture, Kilcoy, Sunshine Coast, Bribie Island - the list goes on. The tempo we dance to is the waltz, foxtrot and quickstep, and Latin dancing like the salsa. It depends on what the band plays, but we dance sets to a sequence with



“We really embraced the health benefits of dancing. It’s fantastic for our balance, and our doctor keeps telling us that all the time. We are both very fit, and socially it’s fabulous because you can’t think about anything else while you are dancing. You’re just having a really good time with lots of friends,” says Sue.

And what was their favourite dance in the original film?

“We watched it together 30 years ago and loved it all, especially the ‘paso doble’ dance,” she said.

“We, of course, don’t fling our arms up all over the place like that though.

If we did, we’d injure people,” Jim added with a laugh.

They both describe what it feels like when they’re dancing.

“Dancing makes me feel invigorated and happy. I tell people to absolutely go for it because it’s fantastic for your fitness,” Sue says.

“I’m in my dance world, which is another place on this planet, and there is simply nothing better to do than move in time with good music,” Jim adds.

“You’ve got to remember to dance like no one is watching,” Jim and Sue end this sentence in perfect sync.

About the Paso Doble

Originally a fast-paced Spanish military march used by troops to help with training. With a tempo of 120 steps per minute, the Paso Doble was converted into a modern Spanish dance that is often played during bullfighting, with the dance mirroring a bullfight itself.

strict time, so for 29 bars we dance in a sequence that finishes on a sequence.”

“It’s much like *Strictly Ballroom*, as you do a routine and might have to do that routine five to seven times for example, so it keeps you very fit.”

Fitness is something the couple love to share. Even their doctor cannot argue with this kind of busy dancing regime.



Amber

Sales Manager's Message

Amber by Living Gems celebrates a milestone this month with the construction of new homes now surpassing fifty percent completion.

We are proud that our residential construction team is delivering stunning new homes within extremely reasonable timeframes, while maintaining the quality and workmanship of the home, which is a rarity in the current market.

We have already started taking deposits on the newly released Stage Two to ensure the consistency of our timeframes for delivery of new homes is maintained.

Much to the residents' delight, the Amber residents' workshed is now completed. With Living Gems donating a generous \$5,000 to the workshed, this will be used by the residents to purchase tools and allow them to enjoy getting stuck into their new projects!

The Amber team and residents enjoyed the recent Open Day held on Saturday, 25 February to celebrate the release of Stage Two and open two new display homes for viewing, being the Pine and Yarra home designs.

With over 150 attendees and a lot of interest expressed in Stage Two, Amber by Living Gems is sure to see many more new homeowners welcomed into our blossoming community during 2023.

To explore the benefits of rightsizing in your new home at Amber by Living Gems, and to make a time to view our lovely display homes, please call us on 1800 317 381.



Amber by Living Gems Sales Team

Tameeka Manson, *Sales Manager*
M 0407 766 414 | E tameeka@livinggems.com.au

Lynda Ruddle, *Sales Manager*
M 0456 383 269 | E lynda@livinggems.com.au



Amber gets crafty

Every Thursday morning, the Amber by Living Gems craft group gathers at the gazebo outside the sales office to enjoy a cuppa and a bikkie in the fresh country air as members work on their individual projects side by side.

“Members work on a variety of crafts; whatever tickles their fancy, whether it’s knitting, crocheting, quilting and so on,” said Amber resident Ann Harber who founded the group after moving into her new home two years ago.

“A couple of months after I moved into the resort, I decided to start a craft group and kept it open for anyone who wanted to join. There weren’t many of us back then, and

as the resort grew, so did our group,” Ann revealed.

“With autumn starting, we expect more people to join us to enjoy the cooler weather.”

Amber Sales Manager Tameeka Manson said the weekly meet-up was a great way for group members to socialise with one another while fueling their creativity.

“It’s fabulous to see the friendships that have blossomed amongst these terrific ladies. When I’m popping in and out of the sales office, I love walking past them to hear their chatter and laughter as they excitedly show me the progress on their latest creations.”



Villa 205 | Facade Modern

Maroochy

\$568,000

- 
3
- 
2
- 
2
- 
1
- 
WIP

Entertain in style in the three-bedroom Maroochy which is ready to move into today. This home is thoughtfully designed in zones, from a cosy lounge at the front to the dining area and kitchen in the heart of the home that flows out to an alfresco entertaining area at the rear. Enjoy a private sanctuary in the master bedroom with a large walk-in robe and ensuite with double vanity. A second bathroom is conveniently located between two spacious bedrooms. This home is on a perimeter site which means you can enjoy a private rear yard with no homes located behind.



Caboolture Riverfront

Sales Manager's Message

If you're looking for a simply lifechanging home by the Caboolture River and are ready to move now, I invite you to inspect the final eight homes available at Living Gems Caboolture Riverfront.

The first of these special homes will be ready to move into from 8 March. These homes have been especially designed to make the most of their very special locations with no rear dwellings, making greenspace and local birdlife your nearest neighbours.

Discover these exclusive homes for yourself at our VIP sales event on Saturday, 25 March. This is an exclusive event and registration is required (see opposite page for details).

Interest in these homes is growing, so if you've considered rightsizing your lifestyle and moving to a friendly over-50s community, then call me today on 0438 660 436 or email info@livinggems.com.au for house plans.

Glenys Lowry
Sales Manager



Living Gems Caboolture Riverfront Sales
Glenys Lowry, Sales Manager
M 0438 660 436 | E info@livinggems.com.au



For illustrative purposes only



Join us at this exclusive event

Living Gems Caboolture Riverfront Open Home

Hurry! Secure the lifestyle of your dreams at Living Gems Caboolture Riverfront before it's sold out.

If you're ready to upgrade your lifestyle and experience active over-50s living by the Caboolture River, join us for this exclusive event on Saturday, 25 March.

The last 12 premium riverside homes are under construction right now, starting from only \$820,000! Come along to view two beautiful display homes and take in the idyllic natural surroundings for a taste of a lifestyle that's simply lifechanging.

<i>Date</i>	Saturday, 25 March 2023
<i>Time</i>	10am to 12pm
<i>Where</i>	Living Gems Caboolture Riverfront 176 Torrens Road, Caboolture South
<i>RSVP</i>	Register online at livinggems.com.au/cabopenhome by Thursday, 23 March

Registration essential
Limited places



Villa 309 | Facade Two

Goulburn (modified)

\$940,000



With Caboolture River views from both the master bedroom and living room, the Goulburn has been especially designed to take advantage of this stunning block. With three generously sized bedrooms and a master with a large walk-in robe and double vanity ensuite, this home also impresses on the inside. Featuring the Galah colour scheme, the home is also generously appointed with two linen cupboards, a superior walk-in pantry and a walk-in robe to the third bedroom. This home will be ready to move into from 15 March.



Glass House Mountains

Sales Manager's Message

There's something magical in the air at Living Gems Glass House Mountains.

Partly it is the late summer sunshine and warm days; mostly it's the great sense of anticipation about construction starting here at this stunning new Sunshine Coast Hinterland resort.

The beautiful setting with views of the Glass House Mountains is attracting local interest with people intrigued by the Living Gems latest over-50s lifestyle resort. And it seems that the news is spreading with buyers from interstate considering a Sunshine Coast move!

They tell us that they love the idea of a country lifestyle which is so close to the beaches of the Sunshine

Coast and the high-quality shopping to be found in Maroochydore. And yet, there are so many attractions right on your doorstep too with Beerwah Golf Course and local shops in Beerwah only minutes away from home.

If you'd like to know more about our brand-new resort, then do give me a call so I can put you on our list to be the first to receive full information packs when we officially launch. Watch this space for updates!

Victoria Dent
Sales Manager



Living Gems Glass House Mountains Sales

Victoria Dent, Sales Manager

M 0412 131 832 | E victoria@livinggems.com.au

Elise Munro, Sales Consultant

M 0418 641 180 | E elise@livinggems.com.au



For illustrative purposes only

Sunshine Coast dreaming

Collectively they're known as the Glass House Mountains – reminding Captain James Cook of the distinctly-shaped glass house kilns that dominated the skyline in his native Yorkshire. But to the Jinibara and Kabi Kabi people of the Sunshine Coast region, these volcanic features hold a deeper significance.

Mt Beerwah, called 'Bi awa' or Eagle, is the largest of the 12 mountains at 556 metres. She is considered the mother of the mountains. Her husband is Tibrogargan which is the next highest peak at 364 metres.

Dreamtime legend has it that Tibrogargan saw the sea level rise and ordered his son to take his mother to safety. However, the son was afraid and ran away. Angered by his son's disobedience, Tibrogargan broke the boy's neck and turned his back on the lad. From then on, the mountain was called Coonowrin which means 'crook neck'. And it is one of the most recognisable of the major peaks.

The mountains themselves are fabulous examples of volcanic plugs made of rhyolite and trachyte, ancient reminders of South East Queensland's violent geological past.

Other mountains in the range in order of height are:

- Mount Tunbubudla, the twins (338m and 294m)
- Mount Ninderry (306m)
- Mount Ngungun (253m)
- Mount Coochin (235m)
- Mount Tibberoowuccum (220m)
- Mount Coolum (208m)
- Wild Horse Mountain (123m)
- Mount Miketeebumulgrai (199m)
- Mount Elimbah (109m)

Following European settlement, the iconic mountains were a beacon for explorers and eventually settlers.

The township of Glass House Mountains became home to a Cobb & Co trading stop (featured in the last edition of *Thrive*) and the railway came to the region in 1890.

Areas around the mountains became a national park in 1997 and was expanded in 2010. In 2007, the Glass House Mountains was listed on the Queensland Heritage Register to be protected.

While many of these mountains are popular with climbers, it is requested that people refrain from doing so out of respect to the Indigenous people.



Facade Two

Woodland

Pricing
coming soon



Enjoy the feeling of space and easy elegance in the Woodlands. Start your mornings with a coffee on the spacious alfresco area that has access from both the living room and the master bedroom, which also boasts a walk-in wardrobe and double vanity ensuite. Entertaining guests is a breeze in a designer kitchen with quality appliances and walk-in pantry. The second bedroom is ideal for overnight stays and comes with a walk-in robe while the multipurpose room offers flexibility as an office, library, craft room or another bedroom.



Toowoomba

Sales Manager's Message

The countdown is on at Living Gems Toowoomba!

After five years, the final slab has been poured in Stage Five and this brings construction of our beautiful Darling Downs resort to an end. So, if you've been thinking of a simply lifechanging move to Toowoomba, you won't want to wait!

We'd like to extend a warm invitation to join us on Saturday, 4 March for our Open Day where you will be able to inspect our wonderful facilities and explore five gorgeous display homes which have been beautifully fitted out for the occasion. These are brand-new home designs that you will certainly want to see for yourself.

And once you've visited, then why not stay? We have six homes ready for you to move into straight away.

You'll love the friendly residents and relaxing atmosphere at Living Gems Toowoomba. If you'd like to know more about our great resort, then give me a call.

Michelle Perry
Sales Manager



For illustrative purposes only



Living Gems Toowoomba Sales

Michelle Perry, Sales Manager

M 0417 973 819 | E michelle.perry@livinggems.com.au

Display homes set to turn heads

Visitors to the Open Day at Living Gems Toowoomba over-50s lifestyle resort on 4 March will have an opportunity to inspect the quality and innovative designs of several display homes including the standard and modified versions of the Alice and Pine, as well as the Maroochy.

Each design is captivating and well-priced with different features and colour schemes to suit all tastes.

Luxurious and modern, the Alice is a stylish three-bedroom home, which comprises a spacious master bedroom with walk-in robe and ensuite bathroom, a second bedroom and multiple living zones.

There is plenty to like about this home which also provides a separate living room and large kitchen with walk-in pantry and overhead skylights servicing an open plan dining area. A lovely alfresco area is ideal for enjoying the fresh air, while the home

also hosts a porch, double-car garage and ample inbuilt storage.

Meanwhile, the Pine welcomes everyone into the heart of the home with an open-plan layout that accommodates the light-filled kitchen and living and dining areas. Central to everything is a lovely, well-equipped gourmet kitchen, while living and dining areas seamlessly open onto the outdoor alfresco area via double-stacked doors, maximising the space to entertain.

The Maroochy is a contemporary three-bedroom design that sets the stage for a luxurious, carefree lifestyle. It features a welcoming entryway that flows into the open-plan kitchen, dining and large alfresco area and complements a separate living room. Set at the rear of the home is a superb master bedroom, with double vanity ensuite bathroom and a spacious walk-in robe.

Set in the beautiful garden city of Toowoomba and complementing its quaint country charm, Living Gems Toowoomba offers the best of rural living and an active lifestyle in a secure, relaxed environment.

Last chance to secure the lifestyle of your dreams at Living Gems Toowoomba

Living Gems Toowoomba is hosting an Open Day on Saturday, 4 March and you're invited!

Move-in-ready homes are available now, plus more under construction, **starting from only \$544,000!** Come along to view our five beautiful display homes and take in the idyllic natural surroundings for a taste of a lifestyle that is out of the ordinary.

Register your interest here: livinggems.com.au/openday



Villa 18 | Facade Original

Logan

\$585,000



Ideally situated on a north-facing corner block, the Logan is an entertainer's delight. A bright functional kitchen boasts plenty of cupboard space and quality Fisher & Paykel integrated fridge and dishwasher. From the living room, the stacker doors open out onto a large alfresco area ideal for hosting family and friends. The Logan features two bedrooms with a good-sized multipurpose room ideal for turning into a study, library or craft room. The generous master bedroom also features a spacious walk-in-robe and ensuite with double vanity.



Resort Round-up

What a big month our Living Gems resorts have had! From mystery holidays to several birthday celebrations, getting physical and getting 'quilled', and even attending cruises and concerts, *Thrive* can report that the resorts have been buzzing with activity.

Caboolture, Sapphire and Ruby put on some fabulous Australia Day celebrations with everyone getting into the spirit of it all, including some terrific decoration set ups, costumes, and even a barefoot bowls event at Sapphire.

Amber at Living Gems has had a resident couple recently return from Vietnam with lots of overseas adventure stories to tell their friends. We must say the coconut water looked very tasty indeed! While some returned home from active holidays, others kept their fitness up on site, such as the Amber ladies running aerobics classes. Add to that the first sections of the Country Club's suspended slabs being poured, it was an exciting month at Amber!

It's a-cruising we will go at Living Gems Caboolture Riverfront, with some of the crew sailing into the sunset and all the way to Singapore, leaving others behind to tend to their well-established vegetable gardens.

Some residents even lived it up at an Elton John tribute show recently.

And while Opal by Living Gems celebrated some milestone birthdays, it was birthday celebrations all round with so many special shout-outs at all the resorts.

Congratulations were in order at Living Gems Toowoomba where the final slab was poured. Talented Ruby by Living Gems homeowners were armed with pen and ink, with the Quills writers' group getting creative with stories about butterflies, loose screws, birds and lots more. The writers meet every Wednesday for some word smithing and welcome new members. You can read their story on page 24.

We look forward to seeing what next month brings our way to share with you in the April Resort Round-up.










Share your photos and news with us!

If you would like to have your photos featured in the *Thrive* Resort Round-up next month, or have a story idea to share, we'd love to hear from you. Send your photos to us before the 15th of each month to ensure your shots can be included in the next edition. Email us at content@livinggems.com.au



Crossword



Solution

D	I	R	E	C	T	E	D	P	L	U	M	E	D					
O	E	R	L					I	O	A								
W	E	L	L	U	S	E	D	U	P	T	U	R	N					
N	O	E	C	S	S	R	I											
E	P	A	U	L	E	T	T	E	T	E	N	S	E					
Y	D							O	L	I	F	L						
								P	U	R	R	F	A	C	T	U	A	L
V	H	T										K	L	E				
E	L	A	T	I	O	N		F	U	S	E							
R	Z	L	I	L				A	A									
D	H	A	B	I		K	N	A	P	S	A	C	K	S				
I	R	T	E	T	T	I	I											
C	A	D	D	I	E			S	T	R	A	N	D	E	E			
T	E	E						E	N	I	E							
S	A	D	I	S	M			P	R	O	D	U	C	T	S			

Down

1. Rituals
2. Vehicle frame
3. Attendant
4. Part of foot
5. Smelled (scent)
6. Sheriff's badge
7. Menageries
8. Iron deficiency
9. Actress, ... Sarandon
14. Hoo-ha
16. No ... or buts
18. Turn to spray
19. Bucketing down
22. Handed out
25. Brings in (harvest)
26. Tramp
27. Tennis court barrier
28. Lump of turf
30. Brewed leaves drink
34. Renews
36. Misbehaving, ... up
38. Versus
40. Raw metal
42. British award (1,1,1)
43. Prominent
46. Confuse
48. Slimy matter
49. London nightclub area
50. Repair (socks)
51. Fewer

Across

1. Country, Costa ...
7. Kills (insect)
10. Winter sleep
11. Frog-like animal
12. Sturdy trees
13. Water mammal
15. Go up
17. Mayday signal (1,1,1)
18. Rear
20. Guy
21. Marriage vow (1,2)
23. Golf ball peg
24. Ceylon, ... Lanka
26. Headquarters
27. Knobs
29. Compass direction
31. Throat-clearing noise
32. Masterpiece, ... Lisa
33. Mutilate
35. Unconfident
37. Mama & ...
39. See next page (1,1,1)
41. Solar body
42. Food enhancer (1,1,1)
43. Gesture of assent
44. Heart monitor (1,1,1)
45. Alias (1,1,1)
47. Becomes mature
50. Supermarket section
52. Tulle skirt
53. Writer, ... Blyton
54. Femme fatale
55. Table
56. Eyelid inflammation

Get cheeky this fall

Braised beef cheeks

It's the first month of autumn and, as the weather cools down, it's time to bring out your trusty slow cooker and prepare some warming comfort food.

Talented Chef Matt Conquest shares a braised beef cheeks recipe infused with incredible flavours heightened by the process of slow cooking.



Ingredients

Serves 2

2 whole beef cheeks or 1 large beef cheek cut into half
2 carrots
1 small sweet potato
4 small shallots/golden onions

Dry ingredients:

2 tsp sea salt
½ tsp black pepper
1 tsp onion powder
1 tsp garlic powder
1 tsp smoked paprika
½ tsp ground cumin

Paste:

1 tbsp gravy mix or corn flour

Method

1. Turn on your slow cooker to the low setting. Mix all the dry ingredients together in a bowl.
2. Trim off any excess fat or sinew around the beef and place it into the slow cooker. Sprinkle both sides of the beef cheeks with dry spices.
3. Cut the carrots and sweet potato while leaving the onions whole. Place all the vegetables into the slow cooker alongside the beef cheeks and sprinkle some dry spices onto them.
4. Add half a cup of water to the pot, cover with the lid, and cook on the low setting for 8 hours.
5. After 8 hours, add 1 tbsp of water to the gravy mix or corn flour to make a paste. Pour and mix the paste onto the beef cheeks and vegetables.
6. Turn the slow cooker setting to high and cook for 30 minutes or until the sauce thickens.

Plate up and enjoy!

Frame that shot

Living Gems has launched a 2023 photo competition to highlight some fabulous destinations, favourite local spots, macro shots, favourite photos, best pet shots and lots more from our homeowners. So get your cameras and phones ready this year (or dig through your archives)!

As a Living Gems resident, you can submit as many photos of

your choice each month and be in the running to be selected as the month's overall photo winner for the Living Gems community.

Each month, one winning photo will be chosen from across all Living Gems resorts and featured on the back page of *Thrive* magazine and shared on the Living Gems Facebook Page, so get your

exclusive bragging rights ready and share your masterpieces with us.

Send your submissions, with your full name, resort name and where the photo was taken, to content@livinggems.com.au



February Photo Winner

Congratulations to February's winner, Alan Wadsworth from Living Gems Toowoomba, for his entry '#10 Lake Dunn Sculpture Trail' in Queensland, an area known to be home to over 80 species of birds.

Submission Guidelines

Photos must be:

- Taken horizontally
- At least 2MB in size
- Taken by you

Amber

1 Manuka Road
Logan Village QLD 4207

1800 317 381

Caboolture Riverfront

176 Torrens Road
Caboolture South QLD 4510

1800 718 417

Toowoomba

500 South Street
Glenvale QLD 4350

1800 348 977

Glass House Mountains

1221 Steve Irwin Way
Beerwah QLD 4519

1800 718 419

Pacific Paradise

596 David Low Way
Pacific Paradise QLD

1800 978 388

Opal

42 Quinzeh Creek Road
Logan Village QLD 4207

07 5547 2333

Ruby

225 Logan Street
Eagleby QLD 4207

07 3386 1771

Gold Coast

70 Hansford Road
Coomabah QLD 4216

07 5577 5899

Maleny

23 Macadamia Drive
Maleny QLD 4552

07 5429 6108

Sapphire

196 Logan Street
Eagleby QLD 4207

07 3804 7655

Living Gems 

livinggems.com.au